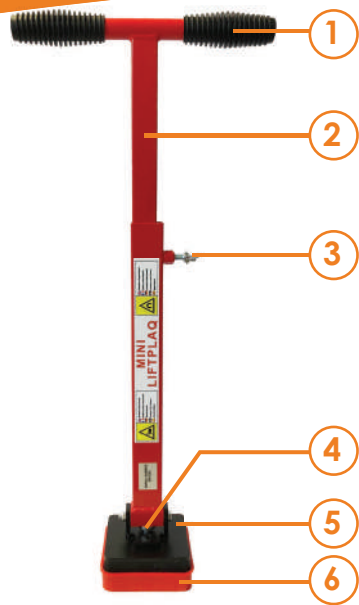




Technical sheet



Manhole cover lift **MINI LIFTPLAQ**

The **MINI LIFTPLAQ** is a handling tool allowing secure handling of small size manhole covers and plugs designed for professionals of dry and wet networks.

Simple to use, its adaptable handle and its powerful magnet improve the handling during the different interventions. There is no need for maintenance and is not submitted to any checks.

Nomenclature :

1 - Handle

2 - Adaptable handle 1 or 3 heights

3 - Screw butterfly

4 - Piston

5 - Magnet

6 - Protection cover

Application

- Magnetized tool used by all the workers of dry and wet networks on all types of small sized covers and plugs (30 kg maximum).
- Secure the user and make handling of manhole cover or plug easier

Composition

- Telescopic body (1 or 3 heights adaptable)
- A shaft equipped with two handles
- An articulated arm with a powerful magnet

Dimensions

- Height handle returned : 470 mm
- Height handle out : 750 mm or 850 mm
- Width at the handles : 310 mm
- Diameter of the magnet : 110 mm
- Weight : 3,5 kg

Transport

The **MINI LIFTPLAQ** can easily be carried in the boot of your vehicle




TWO TOOLS AVAILABLE



MINI LIFTPLAQ 1 height

Characteristics :


- Single height : 75 cm
- Round magnet
- Plastic protection plate
- Piston



MINI LIFTPLAQ 3 heights

Characteristics :

- Adjustable height : 72-79-85 cm
- The tool adapts to the size of the user, which makes handling easier.
- Square magnet
 - Plastic protection cover
 - Piston





Technical sheet

Easy and quick to use

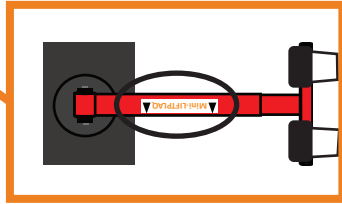
USE OF THE TOOL

Step 1 :

Put the magnet of the **MINI LIFTPLAQ** at the edge of the manhole cover or plug.



For handling, make sure that the **MINI LIFTPLAQ** label is visible from above.



Step 2 :

Lifting the manhole cover or plug with the **MINI LIFTPLAQ**.



Step 3 :

Pulling the manhole cover or plug with the **MINI LIFTPLAQ**.



Step 4 :

To replace the manhole cover or plug, put yourself in the opposite direction. Pulling until replacing the manhole cover or plug in its place.



Step 5 :

To removal, lowering the **MINI LIFTPLAQ** in the opposite direction.



The piston pulls out, making the removal of the magnet easier.



Work safety

Discover the **LIFTPLAQ** Aks for the technical sheet

